

# College 4 All C4A Remote Courses

## WHAT WE'LL COVER

- Introductions and Meet & Greet
- College Expectations & College Knowledge
- The Rock and Desire2Learn (D2L)
- Academic Resources



# Welcome!



RED ROCKS  
COMMUNITY COLLEGE

**We are here to  
support you!**

## **JEFFCO TEAM**

- Jenn Edgar, Jeffco Central
- High School Counselor

## **RRCC TEAM**

- Nina Ysais, Concurrent Enrollment Student Success Manager
- Lindsay Brachle, Concurrent Enrollment Navigator
- Sophia Smanyaphirak, Concurrent Enrollment Navigator

[Highschoolrelations@rrcc.edu](mailto:Highschoolrelations@rrcc.edu)

- RRCC Instructor

You can find your instructor's contact information on your detailed student schedule.



# Congratulations on your college credits!

- Offered through the Concurrent Enrollment Program
- Courses will be taught remotely/synchronous
- Courses taught by a RRCC Instructor
- Courses/credits will be recorded on your college transcript



## Intro and Info



- **Syllabus**
  - This is your contract for the class. Read it carefully!
- **Attendance (Snow Days)**
  - Attendance is important! Check your class for announcements on snow closures.
- **Class participation**
  - Be present and participate!
- **FERPA**
  - The college is required to protect your privacy.
- **Self-advocate & utilize resources**
  - Speak up if you need help!
- **Books – Open Educational Resources**
  - Textbook/materials are embedded in your online class

# College Knowledge



  
**RED ROCKS**  
COMMUNITY COLLEGE

# The Rock Student Portal

Your college portal is where you can access the following:

- Student account information
- Your semester schedule
- Your college transcripts
- Where you access your class

## Desire2Learn (D2L)

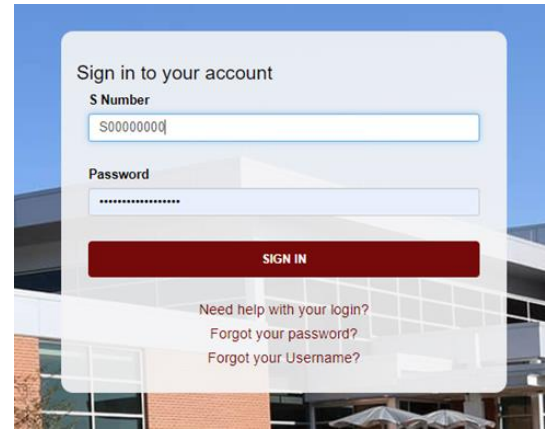
Your class shell/virtual classroom

- Where you'll find your Zoom link to attend class
- Where you find course materials

# College Tools



# The Rock Log-in



- Go to: [www.rrcc.edu](http://www.rrcc.edu)
- Click on “The Rock” icon/link
- Username:
  - Your RRCC S#
  - Be sure to include the capital “S”Email us if you need your S#:  
[highschoolrelations@rrcc.edu](mailto:highschoolrelations@rrcc.edu)

## Password

- Your temporary password the first time logging into The Rock will be:
- **StudentMMDDYYYY (with capital S)** (the word 'Student', followed by your birthdate).

### Change your password

- Password Requirements:
- 14 characters
- Lower case letter
- Upper case letter
- Number
- Special character

**Password Example:**  
**Redrocks2024!!**

- View your schedule
- Access your course
- Check RRCC student email
- View your final RRCC grades
- View/print your unofficial transcripts (free)
- Order official transcripts (\$3)

Student Tools



[Navigate](#)



[My Schedule](#)



[Course Access](#)



[Add/Drop Classes](#)



[Look Up Classes/Class Search](#)



[Final Grades](#)



[Office 365](#)



[Financial Aid Requirements](#)



[Financial Aid Award](#)



[Pay My Bill](#)



[Bank Mobile](#)



[COF](#)



[Update Personal Information](#)



[Transcripts](#)



[Degree Check](#)




[Student Email](#)



# “The Rock” Dashboard

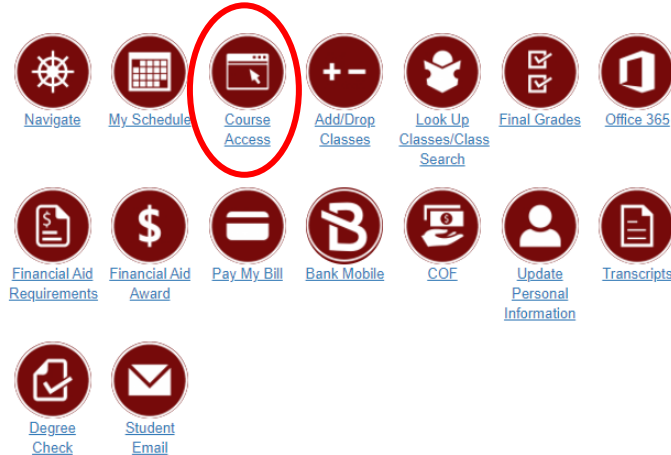


# Desire 2 Learn (D2L)



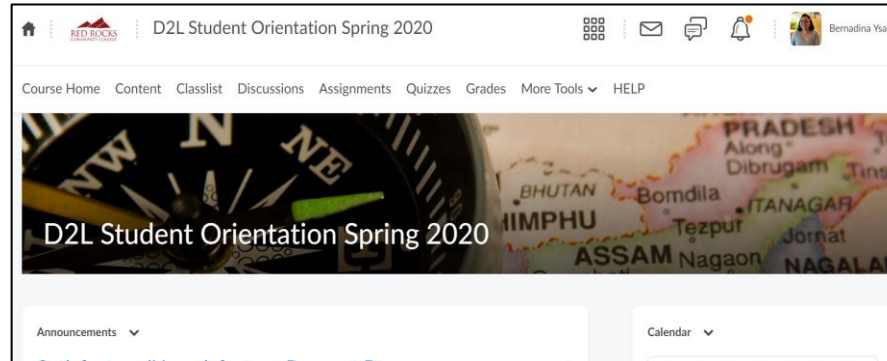
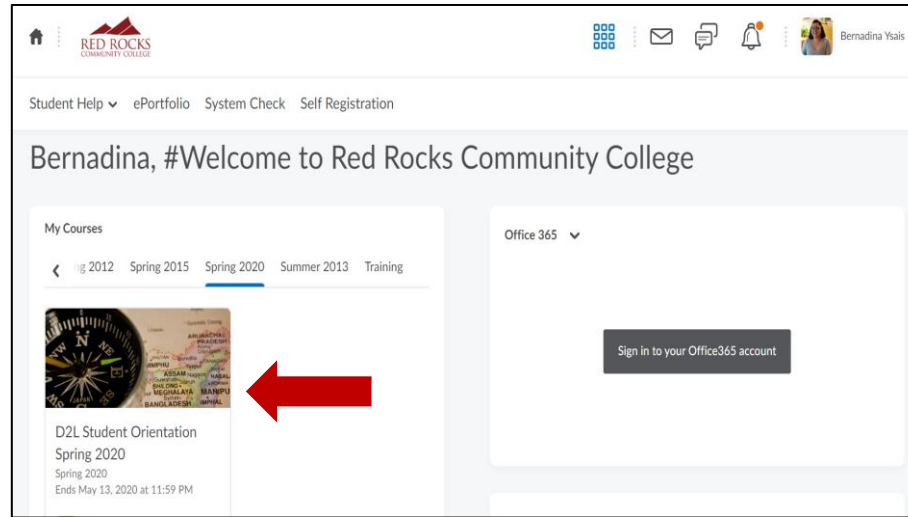
- Click on the Course Access icon to access your class
- One in D2L, select the class you would like to access

#### Student Tools



## Course shell for each class

- Announcements from your instructor
- Course Home
- Content
- Classlist
- Discussions
- Assignments
- Quizzes
- Grades
- Student D2L email



# Desire 2 Learn (D2L)

# Student Email

All written communication should be through your college issued email

Here's how to activate and access your email account:

- Click on "What's my school email address?"
- Copy/paste or store your email address somewhere safe
- Click on "Student Email"
- Sign in with your student email address and password (same password for The Rock)

The screenshot shows the Red Rocks Community College dashboard. On the left is a navigation menu with options: Dashboard, Student, Student Account, Campus Life, Faculty or Instructor, and Employee. The main content area is titled 'Dashboard' and contains a 'Student Tools' section with various icons. The 'Student Email' icon, which shows an envelope, is highlighted with a blue arrow pointing upwards. Below the 'Student Tools' section is a 'Faculty Tools' section. On the right side of the dashboard, there is a 'Student Email Notification' panel. It contains the text: 'You will now need to sign into your email account using your full student email address and your current portal password.' Below this text is a link: 'What is my school email address?'. Underneath is the Colorado Community College System logo and the email address '@student.cccs.edu'. The 'Enter password' field is highlighted with a red circle, and the 'Sign in' button is also highlighted with a red circle. A blue arrow points from the 'Sign in' button back to the 'Student Email' icon in the dashboard.

RED ROCKS  
COMMUNITY COLLEGE

- Free online versions of Microsoft Word, PowerPoint, Excel and more
- Cloud storage (similar to Google Drive)
- Access as long as your RRCC account is active



#### Student Tools



# Office 365

# Review your schedule for these important dates

- Start date
- Meeting days/times
- End Date



[My Schedule](#)

My Schedule <span>Close</span>					
Semester					
Fall 2019		<a href="#">Order your textbooks click here</a>			
Courses					
Course	Start/End	Days	Times	Room	Map
<a href="#">BIO 106 001</a> Basic Anatomy and Physiology	08/20/19 - 12/10/19	TR	01:00 pm - 02:40 pm	RWE 2527	

Please also be aware of the spring Drop & Withdraw Dates

## Spring 2024 Drop Date

No records on the college transcript

1/31/2024

## Spring 2024 Withdraw Date

“W” grade recorded on the college transcript. GPA is not impacted

4/11/2024

Mark your calendars!



## – IT help

- Log-in assistance: 1-888-800-9198
- <https://www.rccc.edu/online-learning/getting-help>

## – Desire2Learn Orientation

- <https://www.rccc.edu/online-learning/d2l-orientation>

## – Math Tutoring

- <https://www.rccc.edu/learning-commons/tutoring>

## – Writing Center

- <https://www.rccc.edu/writing-center>


## – Library Resources

- <https://www.rccc.edu/library-services>

## – Office365

- Microsoft Office Suite free access

## – School Closure Notifications



# Help & Academic Support



Concurrent Enrollment Office  
Monday-Friday 8:00-5:00 PM  
[highschoolrelations@rrcc.edu](mailto:highschoolrelations@rrcc.edu)

Contact Us

