

ASCENT/TREP Orientation



First of All...



Important Next Steps

1. Get familiar with The Rock Portal (**Homework**)
2. Complete Online Orientation (**Homework**)
3. Activate your student email
4. Submit scores and transcripts
5. Schedule an advising appointment (**Homework**)
 - Continuing your education at RRCC
 - Transfer to a 4-year university
6. Declare a correct major
7. Apply for financial aid
8. Tap into RRCC Resources

<https://www.rrcc.edu/get-started>



- You are already considered a student at RRCC - No need to complete the RRCC application
- Use the same RRCC student ID number (S#)
- Work off the transcript you already started




Continuing on at RRCC?



RED ROCKS
COMMUNITY COLLEGE

Log Into “The Rock” Student Portal

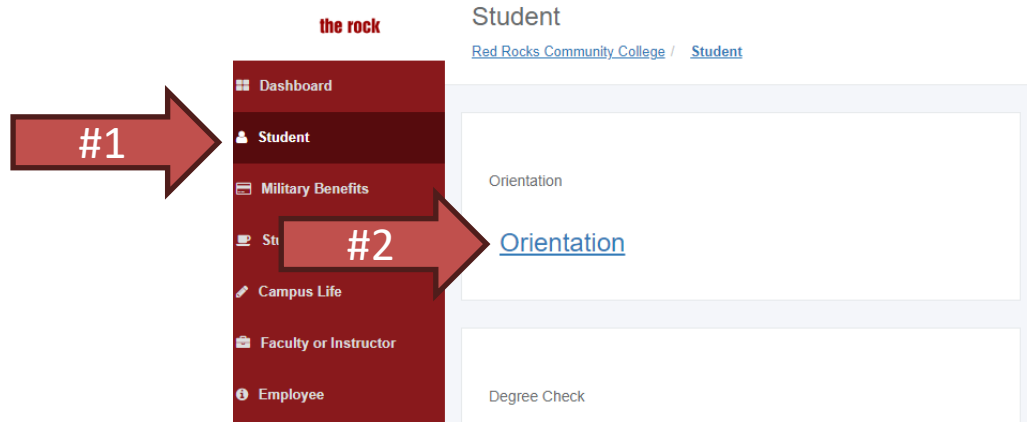
- Go to the Red Rocks Community College website at www.rrcc.edu.
- Select the **the rock** icon found at the top of the webpage.
- Enter your student number (Capital S) as your username/ S Number
- Enter your password
 - The first time you access this account you will use StudentMMDDYYYY – (with MMDDYYYY being your date of birth).
 - Change your password (Example Password: RRCCStudent2024)
 - Password reset tool: Need Help with your log in?

A screenshot of the student portal login page. The page has a blue header with the text "Sign in to your account". Below the header, there are two input fields: "S Number" with a user icon and "Password" with a lock icon. The "S Number" field contains the text "S00000000" and the "Password" field contains a series of dots. Below the input fields is a red "SIGN IN" button. At the bottom of the page, there is a link that says "Need help with your login?".

Orientation

Learn at your own pace by completing online student orientation.

1. Log on to The Rock with your S#
2. Your temporary password is Student followed by your date of birth: StudentMMDDYYYY
3. Click on the “Student” tab on the left-hand side
4. Click on “Orientation”

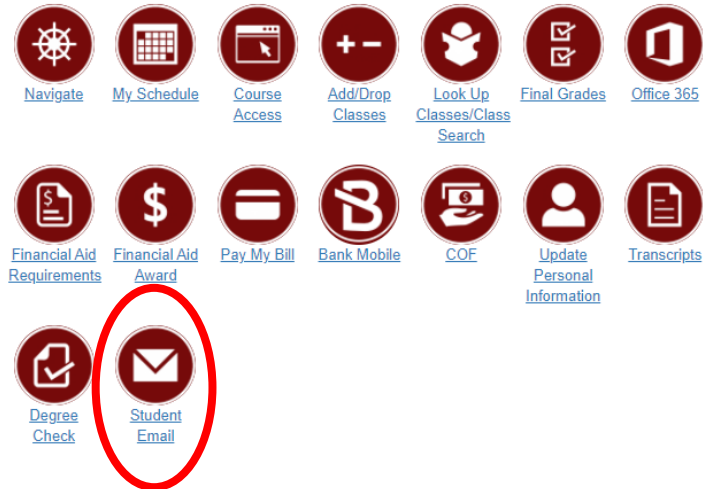


PRO TIP:
Complete orientation to lift the registration hold

- Click the student email icon under “Student Tools” located on the Dashboard tab.
- Follow the prompts to set-up your account.
- **RRCC faculty and staff will *only* communicate through your RRCC student email account.**
 - You may choose to forward your emails to a personal email address.



Student Tools



Activate RRCC Student Email

PRO TIP:
Use it for
student
discounts! 😊



GUIDED PATHWAYS



Business

Creative & Performing Arts

Health Sciences

Computer Information Technology

Humanities, Social Sciences, & Education

Outdoor Leadership & Emergency Services

Manufacturing & Technical Trades

Science, Technology, Engineering, & Math (STEM)

Guided Pathways



Associate of Arts (AA)

Built for transferability to 4-year colleges and universities

Examples: Education, business, fine arts, political science, counseling, communications, etc.

Associate of Science (AS)

Built for transferability to 4-year colleges and universities

Examples: math, medicine, science, engineering, etc.



Associate of Applied Science (AAS)

Prepares students for entry-level employment through a career-oriented program of study

Firefighting, HVAC, Graphic Design, Culinary Arts, etc.

Certificates

Usually <30 credits
Sometimes “stackable” and may fit into an AAS degree

Ex: Nurse Aid, Real Estate, Emergency Medical Technician (EMT), Lutherie Artisan, etc.

Types of Degrees at RRCC



Advising Services

- Semester/Degree Planning
- Transfer assistance & guidance
- Degree Evaluations
- **Help with declaring a major**

Advisor Ready

1. Submit your H.S. transcripts
2. Submit your SAT/ACT scores
3. Submit college transcripts (if applicable)
4. Complete online orientation

www.rcc.edu/advising

Advising

Warren Tech Students:

You will be invited to a registration event at WT on **April 29!**



Advising Appointments on Navigate

- Schedule an appointment with an **academic adviser** using Navigate
 - Click “**Appointments**” on the left hand menu
 - “**View Staff/Location Availability**”
 - Select “**Academic Advising & Transfer Services**” for the department you want to meet with
 - Select “**General Advising**” for service
 - Select **day, time, and adviser** and confirm appointment

Appointments can be scheduled up to two weeks out


Go to <https://www.rccc.edu/advising/appointment> to find a list of which degree pathways belong to which adviser

For a video tutorial on how to schedule an appointment click here: <https://www.youtube.com/watch?v=X2StcZ1Zpfw>



Accessibility Services

www.rrcc.edu/accessibility-services



In college, students must **self-identify** as having a disability. Students take more responsibility and **self-advocate** in starting the process and requesting accommodations.

Common accommodations

- Extended Testing Time
- Distraction-Reduced Testing Area
- Materials/Books in Alternate Format
- Sign Language Interpreter
- Captioned Media
- Use of Assistive Technology
- Preferential Seating
- Access to lecture notes/presentations

Accommodations Process

1. Complete Student Information Form
 - Upload Disability Information (IEP, 504, letter from provider)
2. Complete Rights and Responsibilities Agreement
4. Schedule an initial meeting

RRCC Open House

Visit RRCC to learn more about our awesome programs, resources and tour our beautiful campus!



Visit our website to learn more: www.rrcc.edu

RED ROCKS COMMUNITY COLLEGE
..... INVITES YOU TO AN

OPEN HOUSE

LAKewood

APRIL 18, 2024 @ 4:30-7:30PM

.....
FOOD | PRIZES | DEMONSTRATIONS | MEET FACULTY | Q&A SESSIONS

Upcoming Events



High School Relations

highschoolrelations@rrcc.edu

(303) 914-6350

www.rrcc.edu/hs



**We're Here to
Help!**



RED ROCKS
COMMUNITY COLLEGE